

ALTERNATIVE EDUCATION IN NEVADA COUNTY

REASON FOR THE INVESTIGATION

The Nevada County Civil Grand Jury decided to review the alternative, continuation and community schools in western Nevada County because they have not been reviewed by the Grand Jury in recent history.

PROCEDURE FOLLOWED

The Grand Jury interviewed the following education personnel:

Nevada County Superintendent of Schools Terry McAteer
Nevada Joint Union High School District Superintendent Joe Boeckx
Director of Alternative Education Earle Conway
Administrative staff at each school

All schools mentioned in the report were visited, plus an alternative school and juvenile hall school in Placer County. Documents and budgets from all schools were studied.

FINDINGS

1. Nevada Joint Union High School District's (NJUHSD) Mission Statement is "to provide educational opportunities in a variety of settings for ALL students that will allow them the chance to reach their full potential and prepare them for work and higher learning with the skills needed to succeed."
2. Alternative education provides programs to those students whose needs are not met by the larger traditional high schools. NJUHSD operates one alternative, five continuation and two community schools with a total of 642 students. Another 200 students attend the independent study program. The total high school population of all high schools in January 1999 was 4,652. This number includes Nevada Union and Bear River high schools, but does not include adult education.
3. A director of alternative education position was created and filled in January 1999 to oversee all of NJUHSD's alternative, continuing, community, and adult education programs. Further changes are being made as this report is written.
4. An **alternative school** is defined by Education Code Section 58500 as a school open to all students districtwide that will maximize the opportunity for improvement of the general school curriculum by innovative methods and ideas. Funding is higher per pupil at \$4,490.74 compared to traditional high school funding at \$4,100.54 per student per year. The alternative high school in Nevada County is Sierra Mountain.

5. A **continuation school** is defined by Education Code Section 48430 as a school designed to meet the educational needs of each pupil including work study, regional occupation programs, career counseling and job placement services. Funding is at \$4,490.74 per student per year. There are five continuation schools in Nevada County: Silver Springs, Pioneer, Nevada Union Tech, Sierra Central, and Empire.
6. A **community school** is defined by Education Code Section 48660 as a school for pupils who have been expelled, are on probation, or have been referred by a school attendance review board. The goal is to return these students to their home school. Funding is higher: Earle Jamieson and Sugar Loaf Mountain School (Juvenile Hall) funding is \$6,499.15 per student.
7. **Juvenile court schools** are mandated by Education Code Section 48645 to provide 240 minutes per day of classroom instruction by certified teachers. Juvenile Hall meets this requirement by providing 180 minutes of classroom instruction plus 60 minutes of physical education. The 1995-96 Grand Jury recommended longer hours for the youth at the Juvenile Hall. This recommendation was not followed.
8. The county superintendent of schools operates one community day school for students in grades 6, 7, & 8 called the 3 R's School (3 R's = Rehabilitate, Renew, Reinstate).
9. Each school visited has administration, teachers and classified staff assigned to the program. Student population reported hereafter reflects the numbers for the day visited by the Grand Jury.
10. Drug and alcohol related incidents reported in the NJUHSD have more than doubled from 32 reports in 1996-97 school year to 68 in 1997-98.
11. There is no formal tracking of students' academic histories as they move through the school system.
12. Scholastic Aptitude Tests (SAT) scores reported to the state and published in the local newspaper do not include the schools studied in this report.
13. Following is a chart detailing information on each school visited.

| ALTERNATIVE | CONTINUATION | COMMUNITY |
|---|---|---|
| <p style="text-align: center;">Sierra Mountain</p> <ul style="list-style-type: none"> • Located at 140 Park Ave., Grass Valley for grades 9-12. • 250 students, 15 full-time teachers. Graduated 17 in June 1998. • All classes necessary for a high school diploma. • Schedule of 6 weeks in class and 1 week off, 6 weeks summer session. • Sierra Tech Partnership Academy: program on-site with 50 students from grades 11-12 in conjunction with 7 manufacturing businesses. • Independent Study Program on site for 200 additional students; 74 graduated in 1998. | <p style="text-align: center;">Silver Springs</p> <ul style="list-style-type: none"> • Located at 12338 McCourtney Rd., Grass Valley for grades 9-12. • 156 students and 7 2/5 teachers and volunteers. Graduated 22 in June 1998. • All classes necessary for a high school diploma. • Young Parent Program on site offers infant/toddler development center, health counseling, transportation and food services, parenting education and networking with community agencies. • Additional grant and state funds that exceed the ADA monies. | <p style="text-align: center;">3 R'S</p> <ul style="list-style-type: none"> • Located at 112 Nevada City Hwy., Nevada City for grades 6-8. • 15 students, 1 full-time teacher with 1 instructional assistant and volunteer tutor. • Goal is to return students to their neighborhood school. • Curriculum of mini-lessons on various topics culminating with a project and test. Basic Comprehensive Skills Test taken monthly. Homework nightly. • Students required to wear uniforms. • School day is 6 hours (as of Jan. 1999) with breakfast and lunch provided. • No transportation provided. |
| | <p style="text-align: center;">Pioneer</p> <ul style="list-style-type: none"> • Located at Bear River High School for grades 11-12. • 36 students, 1 full-time teacher and 3 part-time teachers, graduated 6 in June 1998. • Directed studies: (students work alone and collect credits in subjects they need). Life Skills classes for all. • 3 classroom hours per day, morning or afternoon, and Work Experience or Regional Occupational Program to supplement. <p style="text-align: center;">Nevada Union Tech</p> <ul style="list-style-type: none"> • Located at Nevada Union High School for grades 11-12. • 30 students, 2 full-time teachers and 27 graduated in | <p style="text-align: center;">Earle Jamieson</p> <ul style="list-style-type: none"> • Located at 10657 E. Bennett St., Grass Valley, for grades 9-12. • 44 students, 2 full-time teachers and 2 instructional aides. • Directed Studies: Students work alone and collect credits in subjects they need. Computer program and weightlifting is offered. No homework assigned. • School day ends at 1:15 p.m. No vocational program or after-school activities are offered. • 40 percent absentee rate. <p style="text-align: center;">Juvenile Hall</p> <ul style="list-style-type: none"> • Located at 15076 State |

| | | |
|--|---|--|
| | <p>1998.</p> <ul style="list-style-type: none"> Directed studies with Life Skills. 3 hours per day with Work Experience or Regional Occupational Program. <p style="text-align: center;">Sierra Central</p> <ul style="list-style-type: none"> Located at the Sierra Mountain high school campus for grades 11-12. 50 students, 2 full-time teachers and 17 graduates last June 1998. 3 hours per day or 5 hours a week if student is employed over 20 hours. <p style="text-align: center;">Empire</p> <ul style="list-style-type: none"> Located in California Youth Authority facility on California Division of Forestry land on Washington Ridge about 10 miles east of Nevada City. 56 wards, 2 full-time and 8 part-time teachers. Graduated 5 in June 1998. All classes necessary for a high school diploma: 15 hours per week, 6 p.m. to 11 p.m. Monday through Friday, 4 hours of core classes, 10 hours of electives and 1 hour of career education class. A high school diploma, General Educational Development or a special equivalency diploma will allow an "honorable discharge" (wards' records are sealed). | <p>Route Hwy 49 for wards in all grades that are incarcerated.</p> <ul style="list-style-type: none"> 19 students at the Center but 10 were in the classroom during the visit (Jan. 1999). 1 full-time teacher and 1 instructional aide with a group supervisor present. Directed Studies-same as Earle Jamison, for 3 hours of classroom time and 1 hour of physical education with group counselors. Wards are assigned to Earle Jamison when released from Juvenile Hall. |
|--|---|--|

14. On April 20, 1999, the NJUHSD Board approved reorganization of most existing alternative education schools and established the Nevada Union Humanities Academy, Ninth Grade Opportunity Program, and Fast Track, Freshman Accelerated Skills Training on the existing traditional high school campuses. It also approved formation and establishment of Wolf Creek High School, a Home Based Alternative School using Independent Study. The foregoing programs are to become effective with the 1999-2000 school year.

CONCLUSIONS

1. The residents of Nevada County enjoy a number of educational options through the high school district. There are advantages in having several options to choose from, such as small class size, and different curriculum and social settings.
2. Lack of formal tracking practices leaves no reliable method for determining the success or failure of alternative education programs.
3. The 40percent absenteeism rate at Earle Jamison is a serious problem that must be addressed.
4. The school day at Earle Jamison and Juvenile Hall is shorter than at a traditional high school. Students who need the most help receive the least amount of instructional time.
5. Use of the state funded Regional Occupational Program (ROP) is a valuable tool for vocational training in county schools.
6. Good use has been made of space available at each site.
7. Administration and staff at all sites are dedicated professionals.

RECOMMENDATIONS

1. The Grand Jury recommends a computer tracking system be developed to monitor students as they move through the school system to determine the effectiveness of alternative education programs.
2. The Grand Jury recommends a contract with the county probation department be implemented to enforce attendance at Earle Jamison.
3. The Grand Jury recommends class instruction time at Juvenile Hall be increased.
4. The Grand Jury recommends Earle Jamison include vocational education training classes and life skills classes by the start of the September 1999 school year in order to develop skills that will assist the students in the world of work.

REQUIRED RESPONSES

Nevada Joint Union High School District Board

Due Date: September 30, 1999

Nevada County Board of Education

Due Date: September 30, 1999

Nevada Joint Union High School District Superintendent

Due Date: August 30, 1999

Nevada County Superintendent of Schools

Due Date: August 30, 1999

Rec 8/13/99


NEVADA COUNTY
SUPERINTENDENT OF SCHOOLS

Dr. Terence K. McAteer

Date: July 22, 1999
To: The Honorable Carl Bryan II
Presiding Judge of the Nevada County Superior Court
County of Nevada
Nevada City, CA. 95959
From: Dr. Robert M. Stone, President
Nevada County Governing Board of Education
Re.: 1998-99 Civil Grand Jury Final Report Recommendations

The Nevada County Governing Board of Education has examined the Grand Jury's report and recommendations regarding the issues of Alternative Education in Nevada County. The Board has reviewed with Superintendent McAteer his reply and follow through actions. The Board is confident that both Superintendent McAteer and Superintendent Boeckx will take the necessary steps to correct the problems and we will return from time to time to check on what results have been achieved.

Cordially,



Dr. Robert M. Stone, President

Cc: County of Nevada Civil Grand Jury
Mr. Boeckx, Superintendent of NJUHSD
Randi Scott, Director of R.O.P.
Nevada County Governing Board of Education

NEVADA COUNTY SUPERINTENDENT OF SCHOOLS

Dr. Terence K. McAteer

Date: July 22, 1999
To: The Honorable Carl Bryan II
Presiding Judge of the Nevada County Superior Court
County of Nevada
Nevada City, CA. 95959
From: Superintendent McAteer
Re.: 1998-99 Civil Grand Jury Final Report Recommendations

I have reviewed the Grand Jury's recent report regarding Alternative Education in Nevada County. I have discussed the report with my staff and the Nevada County Governing Board of Education.

I wish to commend this Grand Jury for a thorough and concise documentation as to the state of alternative education for 6th-12th grades. The NJUHSD operates most of the alternative education programs either by contract with my office or as a high school function. I firmly believe that Mr. Boeckx and Mr. Conway are doing a tremendous job in revamping the alternative educational programs to meet the desired results the Grand Jury is seeking.

The findings presented by the report are accurate. The recommendations are good, and I shall address each one individually.

Grand Jury Recommendation #1. The Grand Jury recommends a computer tracking system be developed to monitor students as they move through the school system to determine the effectiveness of alternative education programs.

This is just the tip of the iceberg. Not only is this recommendation essential but since many of these youth are involved with the Juvenile Justice System, we need greater tracking and information from the County of Nevada's Probation Department. I am currently working with Probation and Social Services to provide on-line student information to them to reduce truancy and provide up-to-date attendance and academic performance for probation officers and the juvenile court judge.

Grand Jury Recommendation #2. The Grand Jury recommends a contract with the county probation department be implemented to enforce attendance at Earle Jamieson

Done. Starting this school year a full time probation officer will be assigned to assist the 3R School and Earle Jamieson High School.

Grand Jury Recommendation #3: The Grand Jury recommends class instruction time at Juvenile Hall be increased.

I know that Mr. Boeckx and I agree that more class time is a necessity. The present facility and staffing at the Hall present many problems to increase instructional time. I'm sure that with a new hall and two classrooms, more time will be added. We have found a dramatic difference in academic achievement and behavior of our 3R youth by adding two hours of daily instructional time.

Grand Jury Recommendation #4: The Grand Jury recommends Earle Jamieson include vocational education training classes and life skills classes by the start of the September 1999 school year in order to develop skills that will assist the students in the world of work.

I will assist NJUHSD in any way possible to achieve this recommendation. I believe Regional Occupation Program (R.O.P.) classes should be offered on-site and will promote such a venue to Randi Scott, ROP Director.

Cordially,



Terence K. McAteer

Cc: County of Nevada Civil Grand Jury
Mr. Boeckx, Superintendent of NJUHSD
Randi Scott, Director of R.O.P.
Nevada County Governing Board of Education



NEVADA JOINT UNION
HIGH SCHOOL DISTRICT

JOSEPH K. BOECKX, SUPERINTENDENT



September 27, 1999

Grand Jury of Nevada County
County of Nevada
950 Maidu Ave.
Nevada City, CA. 95959

RE: 98-99 Grand Jury Findings

Dear Sir or Madam:

The following are the Nevada Joint Union High School District responses to your findings listed in the 1998-99 Grand Jury report.

Finding #1:

Nevada Joint Union High School District's (NJUHSD) Mission Statement is "to provide educational opportunities in a variety of settings for ALL students that will allow them the chance to reach their full potential and prepare them for work and higher learning with the skills needed to succeed."

Response:

The respondent agrees with the finding.

Finding #2:

Alternative educational provides programs to those students whose needs are not met by the larger traditional high schools. NJUHSD operates one alternative, five continuation and two community schools with a total of 642 students. Another 200 students attend the independent study program. The total high school population of all high schools in January 1999 was 4652. This number includes Nevada Union and Bear River high schools, but does not include adult education.

Response:

The respondent agrees with the finding.

Finding #3:

A director of alternative education position was created and filled in January 1999 to oversee all of the NJUHSD's alternative, continuing, community and adult education programs. Further changes are being made as this report is written.

Response:

The respondent agrees with the finding.

Finding #4:

RECEIVED
9-29-99
7/VP
COMM.
9900-0003

An alternative school is defined by Education Code Section 58500 as a school open to all students district-wide that will maximize the opportunity for improvement of the general school curriculum by innovative methods and ideas. Funding is higher per pupil at \$4490.74 compared to traditional high school funding at \$4100.54 per student per year. The alternative high school in Nevada County is Sierra Mountain.

Response:

The respondent agrees with the finding (1998-99 school year).

Finding #5:

A continuation school is defined by Education Code Section 48340 as a school designed to meet the educational needs of each pupil including work study, regional occupation programs, career counseling and job placement services. Funding is at \$4490.74 per student per year. There are five continuation schools in Nevada County, Silver Springs, Pioneer, Nevada Union Tech, Sierra Central, and Empire.

Response:

The respondent agrees with the finding (1998-99 school year).

Finding #6:

A community school is defined by Education Code Section 48660 as a school for pupils who have been expelled, are on probation, or have been referred by a school attendance review board. The goal is to return these students to their home school. Funding is higher: Earle Jamieson and Sugar Loaf Mountain School (Juvenile Hall) funding is \$6499.15 per student.

Response:

The respondent partially disagrees with the finding. The respondent believes that the goal of community school should be to return only those students who do not present a threat to the safety and welfare of other students to their home schools. The respondent agrees with the rest of finding #6.

Finding #7:

Juvenile Court Schools are mandated by Education Code Section 48645 to provide 240 minutes per day of classroom instruction by certified teachers. Juvenile Hall meets this requirement by providing 180 minutes of classroom instruction plus 60 minutes of physical education. The 1995-96 Grand Jury recommended longer hours for the youth at the Juvenile Hall. This recommendation was not followed.

Response:

The respondent agrees with finding #7.

Finding #8:

The county superintendent of schools operates one community day school for student in grades 6, 7, 8 called the 3 R's School (3 R's = Rehabilitates Renew, Reinstate).

Response:

The respondent agrees with finding #8. The respondent does not operate the 3 R School.)

Finding #9:

Each school visited has administration, teachers, and classified staff assigned to the program. Student population reported hereafter reflects the number for the day visited by the Grand Jury.

Response:

The respondent agrees with finding #9.

Finding #10:

Drug and alcohol related incidents reported in the NJUHSD have more than doubled from 32 reports in 1996-97 school year to 68 in 1997-98.

Response:

The respondent agrees with finding #10.

Finding #11:

The is no formal tracking of students' academic histories as they move through the school system.

Response:

The respondent disagrees with finding #11. The respondent meets all state codes and guidelines and keeps complete academic records on all students in the district.

Finding #12:

Scholastic Aptitude Tests (SAT) scores reported to the state and published in the local newspaper do not include the school studies in this report.

Response:

The respondent agrees with finding #12.


Finding #13:

Following is a chart detailing information on each school visited.

Response:

The respondent agrees with finding #13.

Sincerely,



Joseph K. Boeckx
Superintendent



NEVADA JOINT UNION
HIGH SCHOOL DISTRICT

JOSEPH K. BOECKX, SUPERINTENDENT

Rec 7/21/99

DS

July 21, 1999

Honorable Carl Bryan III
Presiding Judge of the Nevada County Courts
Nevada County Courthouse
Nevada City, CA. 95959


RE: 1998-99 Grand Jury Recommendations

Dear Judge Bryan:

In accordance with sections 933(b) and 914.1 of the California Penal Code the Nevada Joint Union High School District Board of Trustees and Superintendent are commenting to you, the presiding judge of the superior court, on the findings and recommendations of the grand jury pertaining to matters under our control.

Attached you will find our responses to the four recommendations pertaining to the Nevada Joint Union High School District, made by the Nevada County Grand Jury. We found our dealings with the grand jury members to be pleasant and instructive. We are in general agreement with all of their recommendations. If you have questions about any of our responses to the grand jury's recommendations I will be happy to provide additional clarification.

Sincerely,



Joseph K. Boeckx
Superintendent & Secretary to the Board of Trustees

NO RESPONSE TO FINDINGS

pc: Office of the County Clerk

Nevada County Grand Jury Recommendations Nevada Joint Union High School District

RECOMMENDATIONS/RESPONSES

Grand Jury Recommendation #1

The Grand Jury recommends a computer tracking system be developed to monitor students as they move through the school system to determine the effectiveness of alternative education programs.

Nevada Joint Union High School District Response

The District agrees with the grand jury's recommendation to track the effectiveness of alternative school programs. However, we will not use a single computer tracking system to carry out the task. In July and August of 1999 the Nevada Joint Union High School District Board of Trustees set targets to develop baseline data systems to track measured student performance to determine the effectiveness of all of its school programs, including alternative school programs. We think we are heading in the direction the grand jury is recommending.

The district is in the process of implementing a data tracking system that will longitudinally track measured student performance at all schools. In most cases school-wide data can be tracked. In all cases individual student data can be tracked. In the cases of Earle Jamieson High School and Juvenile Hall, the short stay of the students makes some of the tracking data less than reliable. For example, the state will not report SAT 9 school-wide data on Earle Jamieson High School and Juvenile Hall because of the small populations. The average length of stay of a student at Earle Jamieson High is approximately four months and the average stay at Juvenile Hall is approximately 10-11 days.

Beginning this summer, the district will be implementing an extensive data collection tracking system. Longitudinal tracks will be developed and used to determine the effectiveness of the instructional program. I have included the data tracks that have been completed to date.

While we agree with the members of the grand jury that a tracking system needs to be in place to insure that all student are being taught well and moved through the system toward successful completion of the requirements of graduation, we may be using slightly different methodology to accomplish the task. Our end goal is to

strengthen all of our programs, including our alternative education programs. We are committed to successfully teaching all of our students. We believe we can teach all students whose education is of interest to us. We are interested in and committed to the education of all of our students. The tracking systems should be complete and in place by the end of the first semester of the 1999-2000 school year.

Grand Jury Recommendation #2

The Grand Jury recommends a contract with the county probation department be implemented to enforce attendance at Earle Jamieson.

Nevada Joint Union High School District Response

We agree with the Grand Jury's recommendation. As of this date we have an arrangement with the county probation department for the 1999-2000 school year.

Grand Jury Recommendation #3

The Grand Jury recommends class instruction time at Juvenile hall be increased.

Nevada Joint Union High School District Response

The district agrees with the Grand Jury's recommendation. The district is capable of and willing to increase the hours of instruction at Juvenile Hall. It is our understanding that for reasons of security and space the current facility will not accommodate an increase in hours. We have been told by the warden that the new juvenile hall may bring about conditions necessary to permit an expansion of hours. We can increase the hours on short notice. Increased hours will probably happen when the new juvenile hall is built.

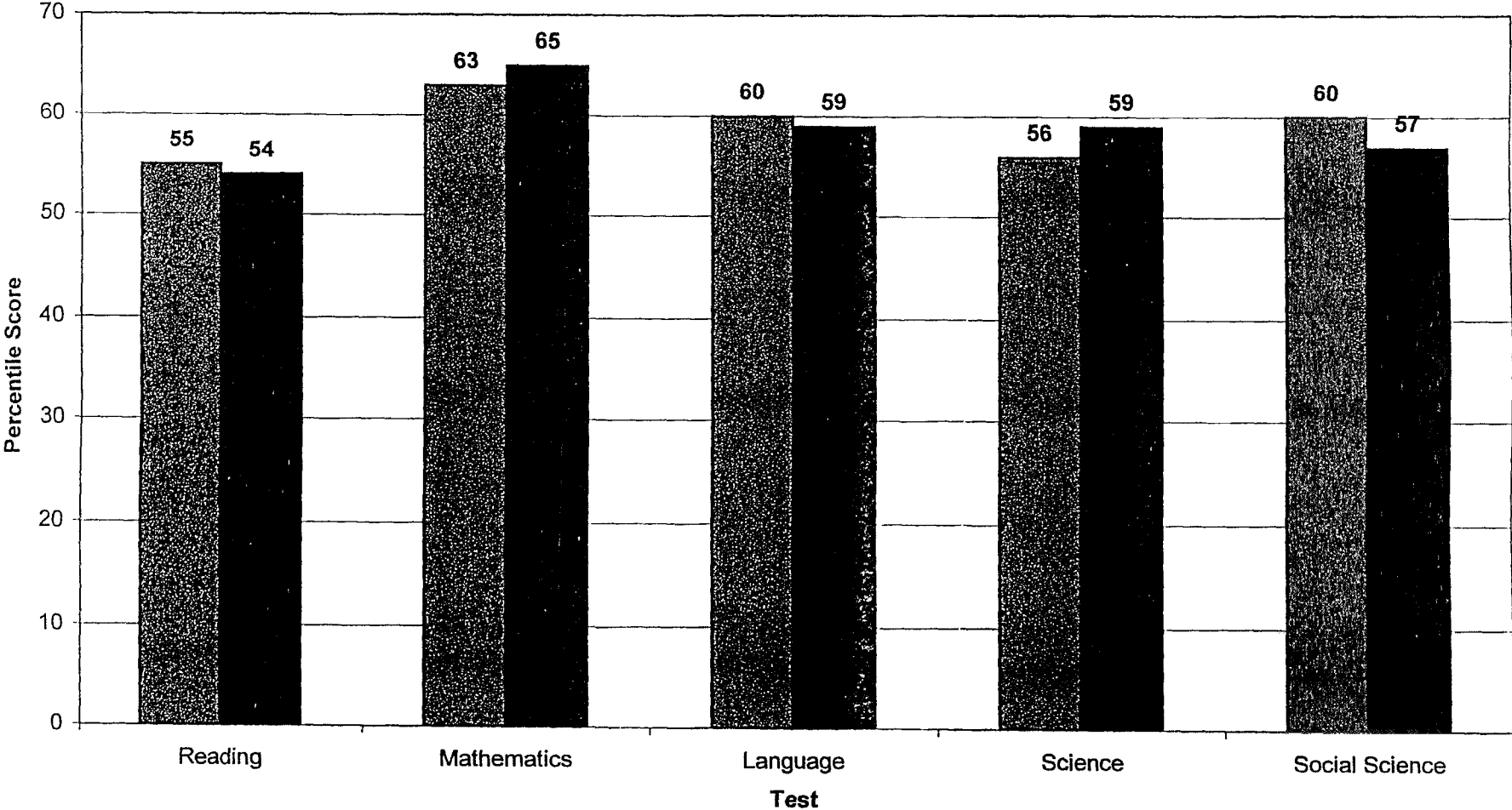
Grand Jury Recommendation #4

The Grand Jury recommends Earle Jamieson include vocational education training classes and life skills classes by the start of the September 1999 school year in order to develop skills that will assist the students in the world of work.

Nevada Joint Union High School District Response

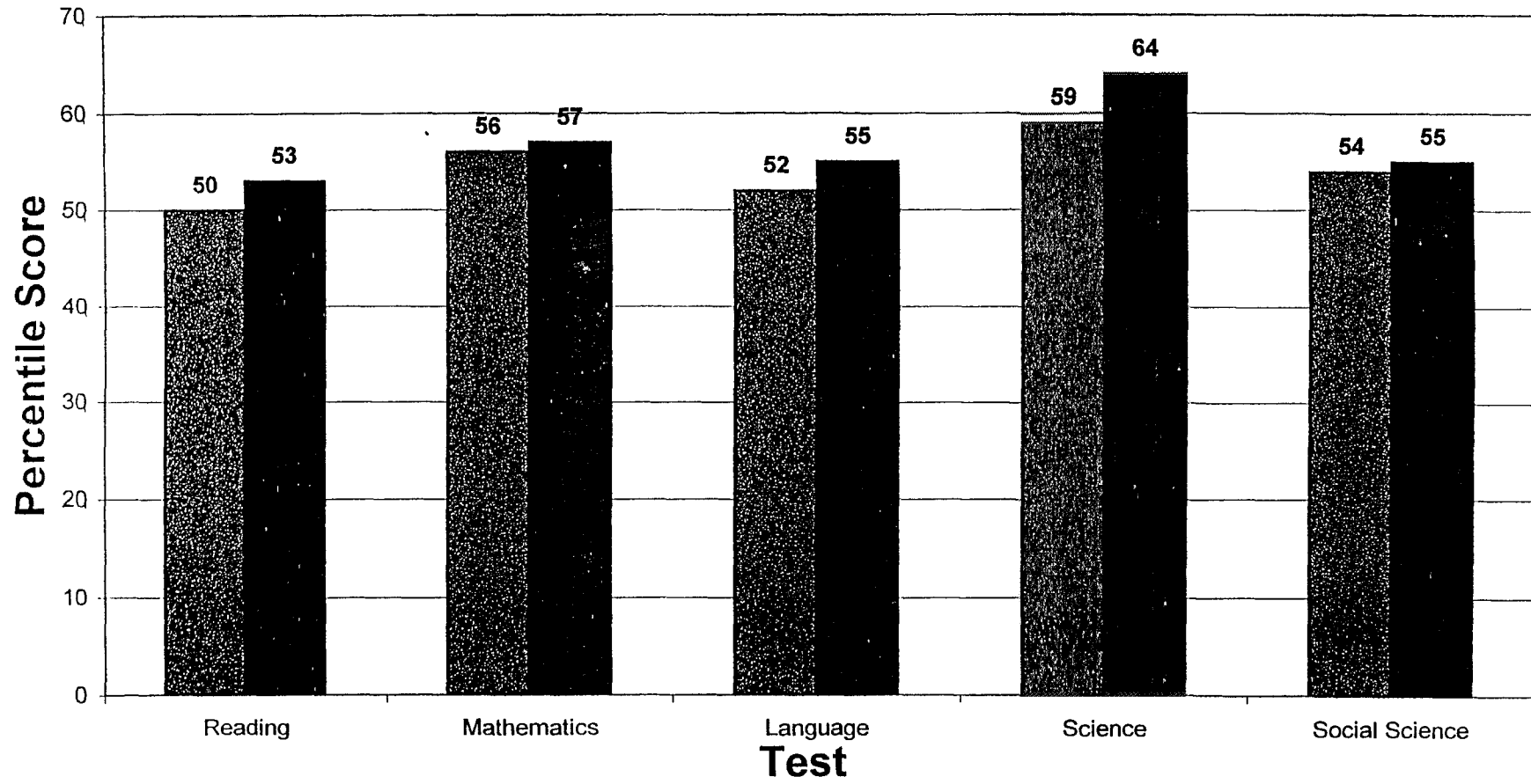
Again the district agrees with the Grand Jury's recommendation. Designing a vocational education program that works in a school like Earle Jamieson is tricky. The students only stay an average of four months. We think we have found a program that will work. Two of Earle Jamieson's teachers have been trained by Sierra College's Twelve Bridges Program in computer repair and construction. Some of the existing computers at Earle Jamieson will be dedicated to the program. Earle Jamieson will receive a state Digital High School Technology Grant this year. Some of that money will be used for program start-up. The two teachers will be sent to a computer using educators conference to acquire additional training and equipment. We are planning to implement the program during the 1999-2000 school year.

NJUHSD SAT 9 Grade 9



NJUHSD SAT 9 Grade 10

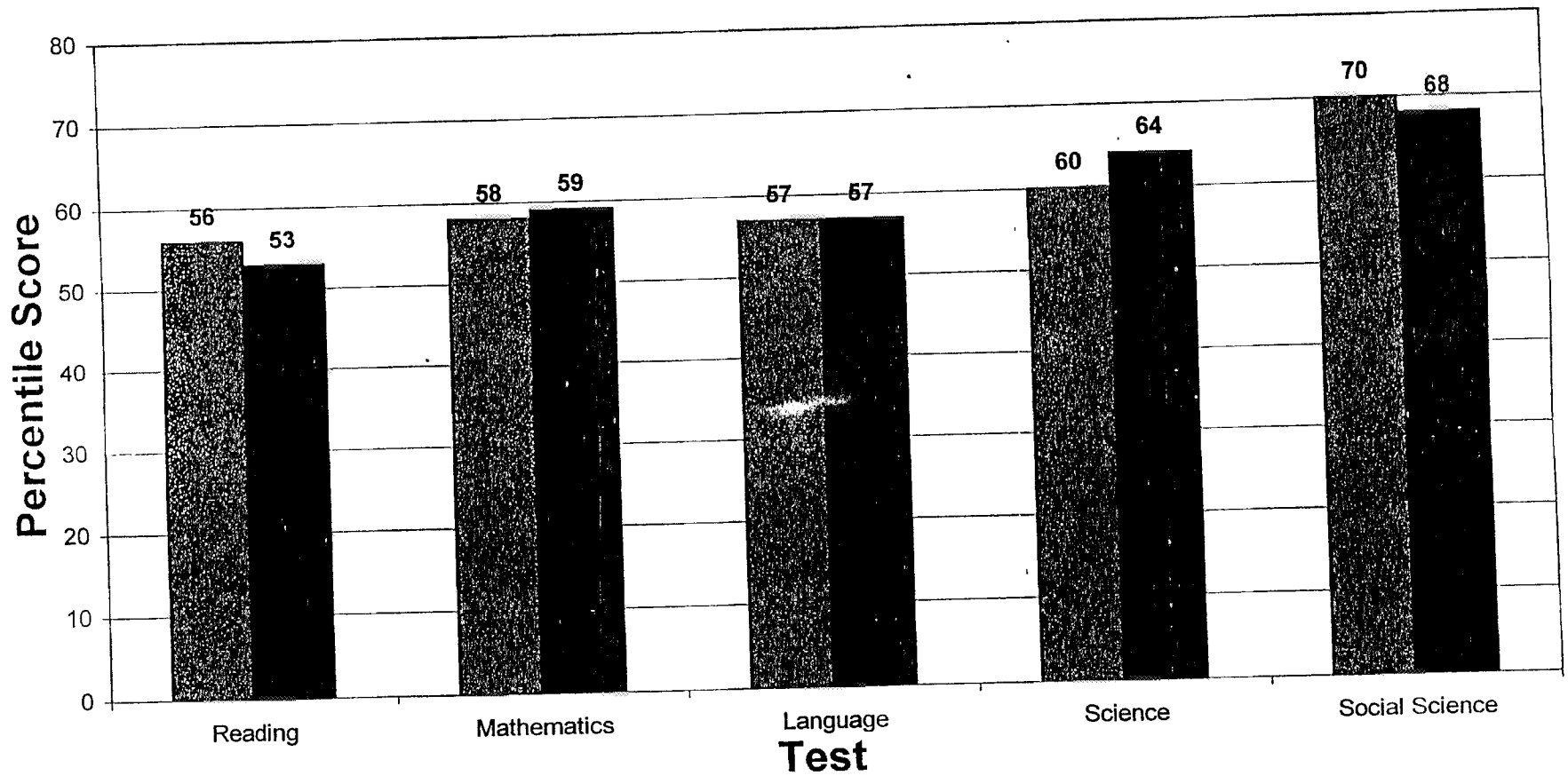
■ 98 ■ 99



NJUHSD SAT 9 Grade 11

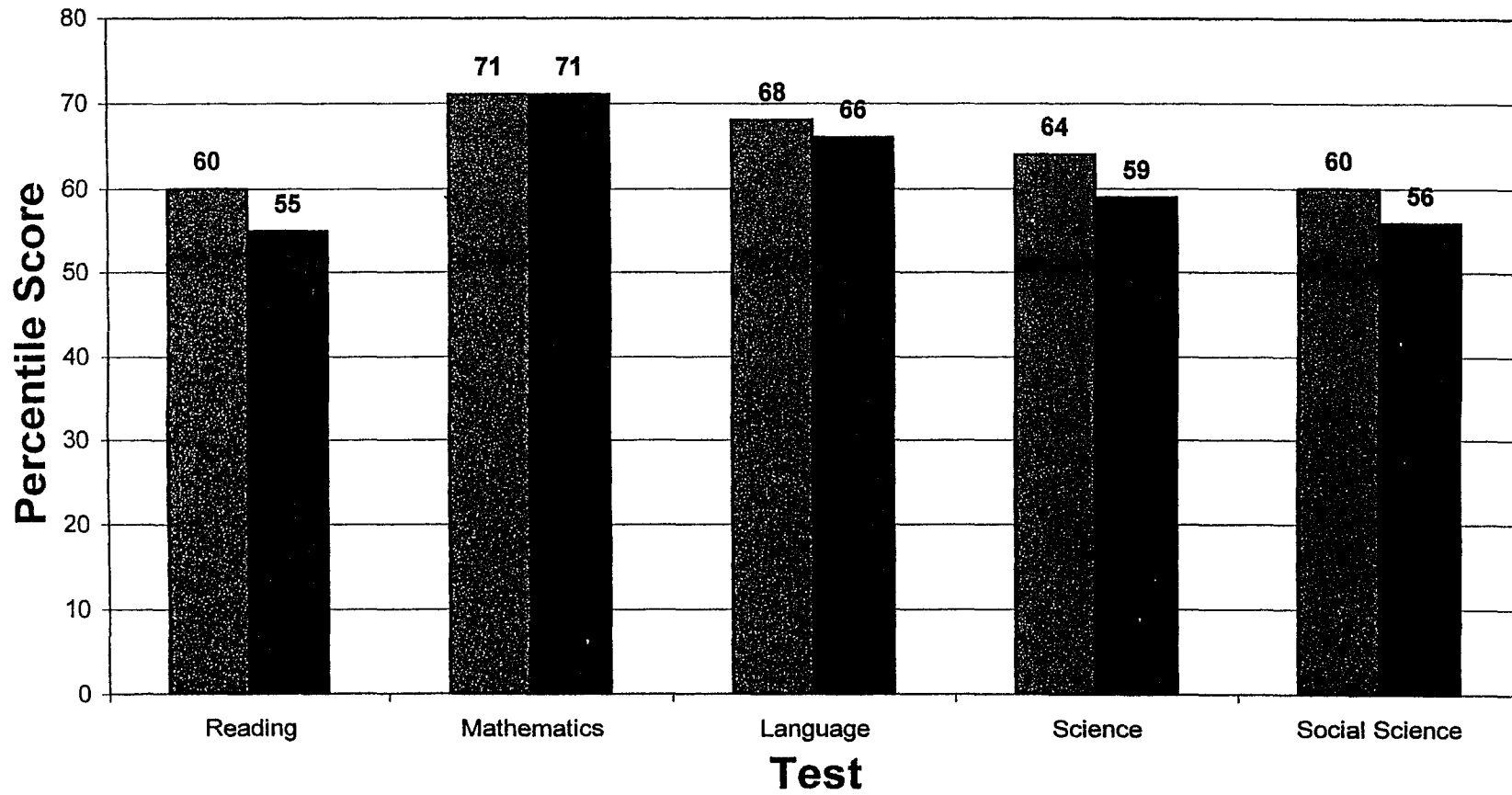
■ 98

■ 99



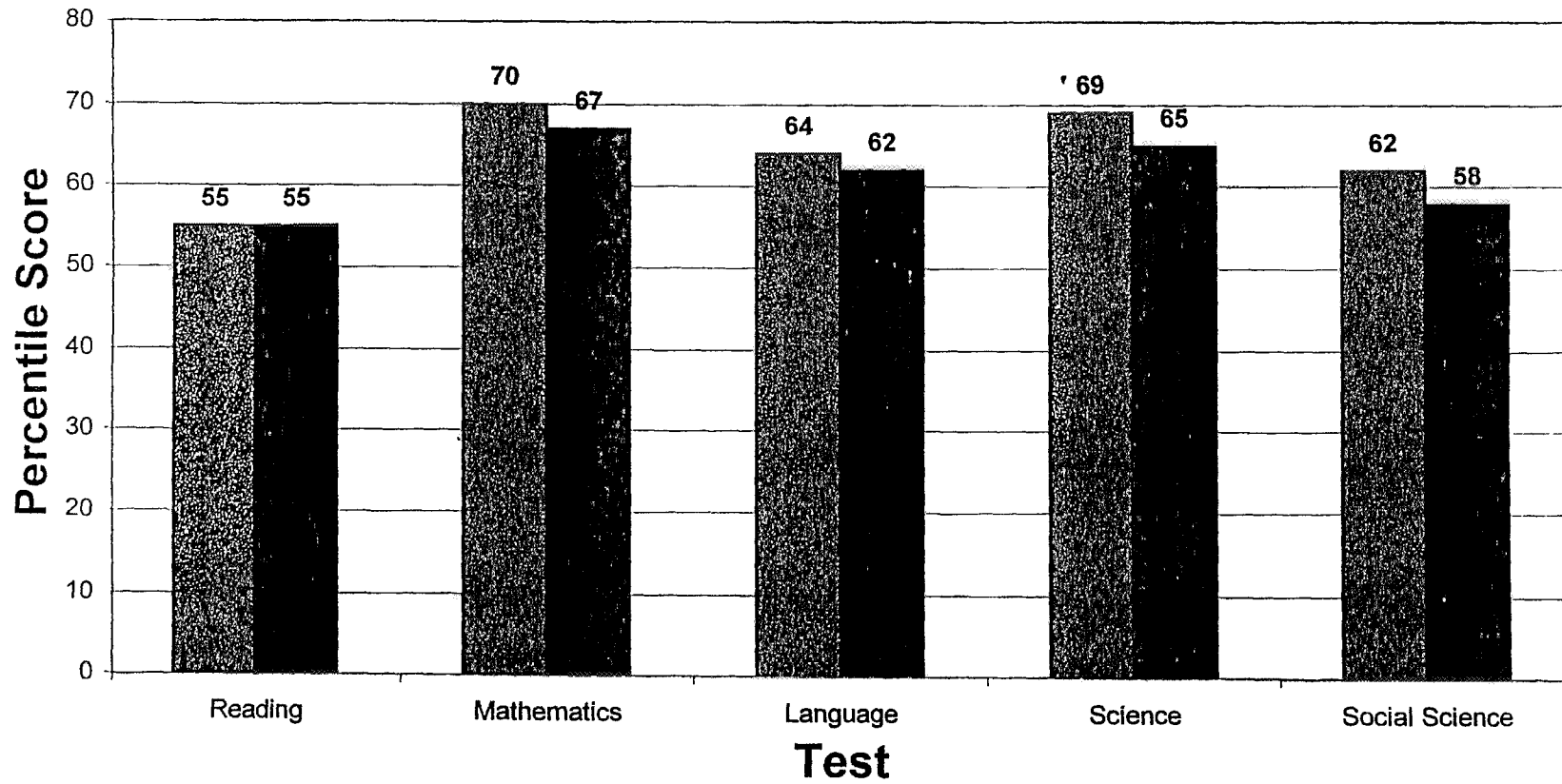
Bear River SAT 9 Grade 9

■ 98 ■ 99



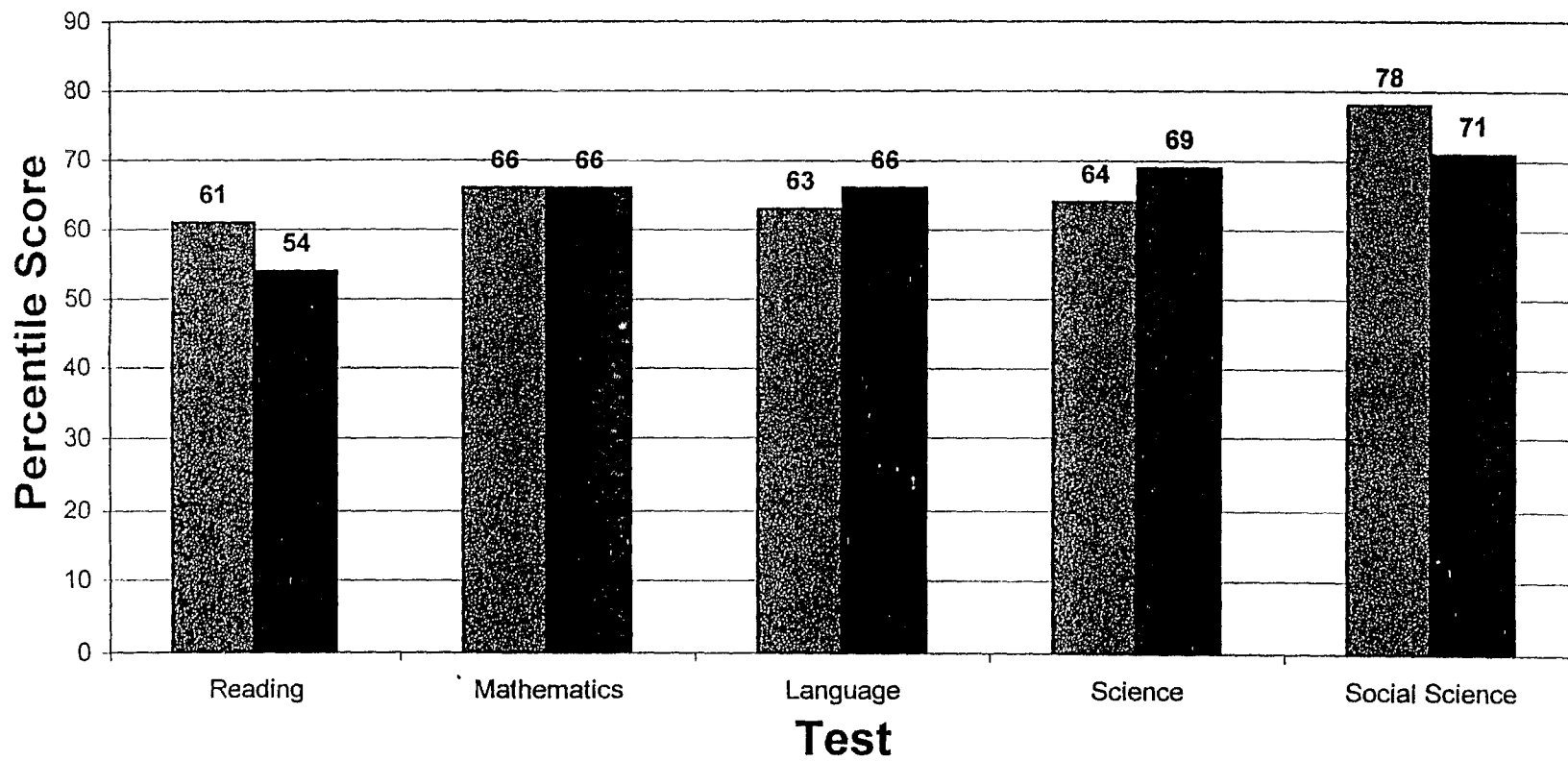
Bear River SAT 9 Grade 10

■ 98 ■ 99



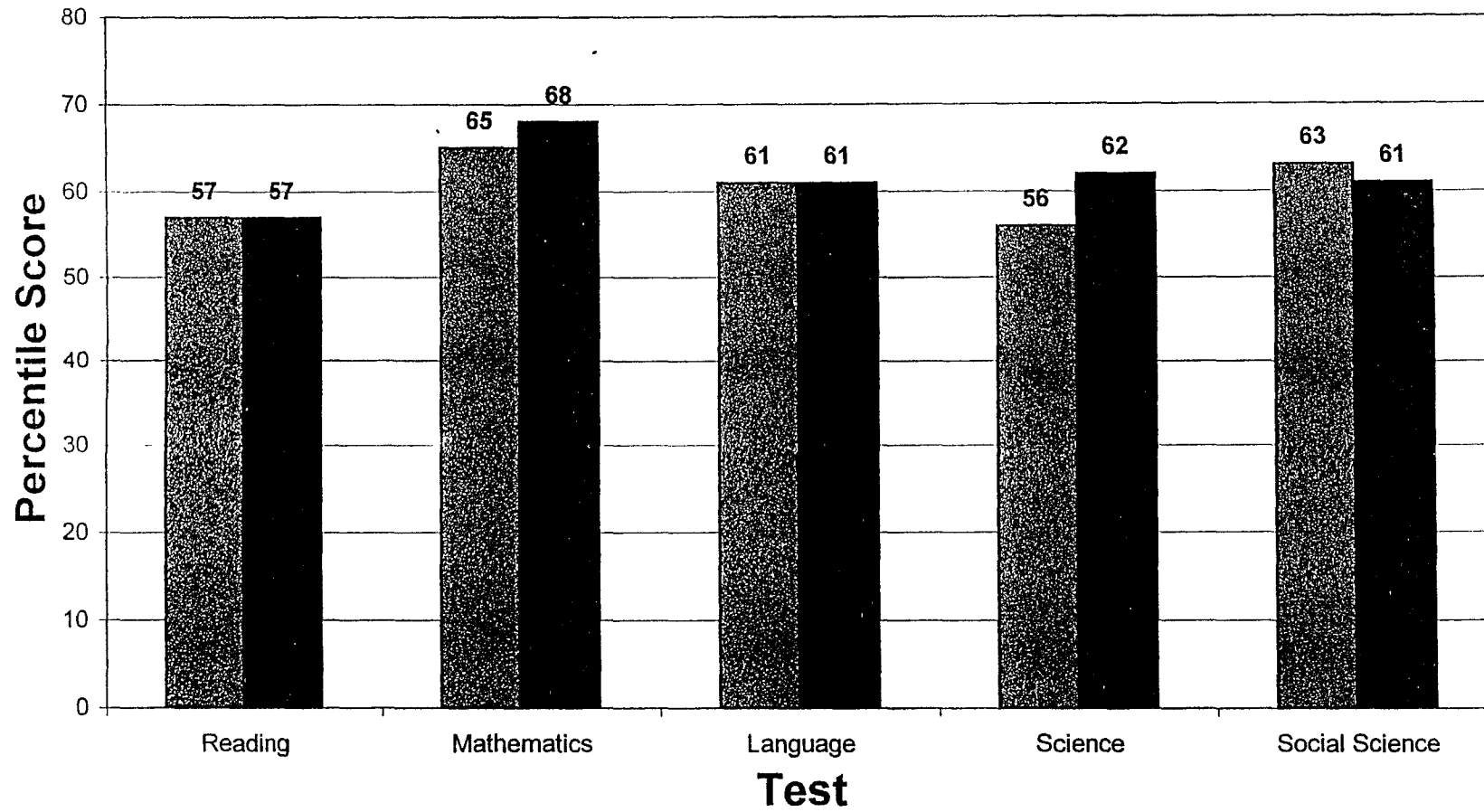
Bear River SAT 9 Grade 11

▨ 98 ■ 99



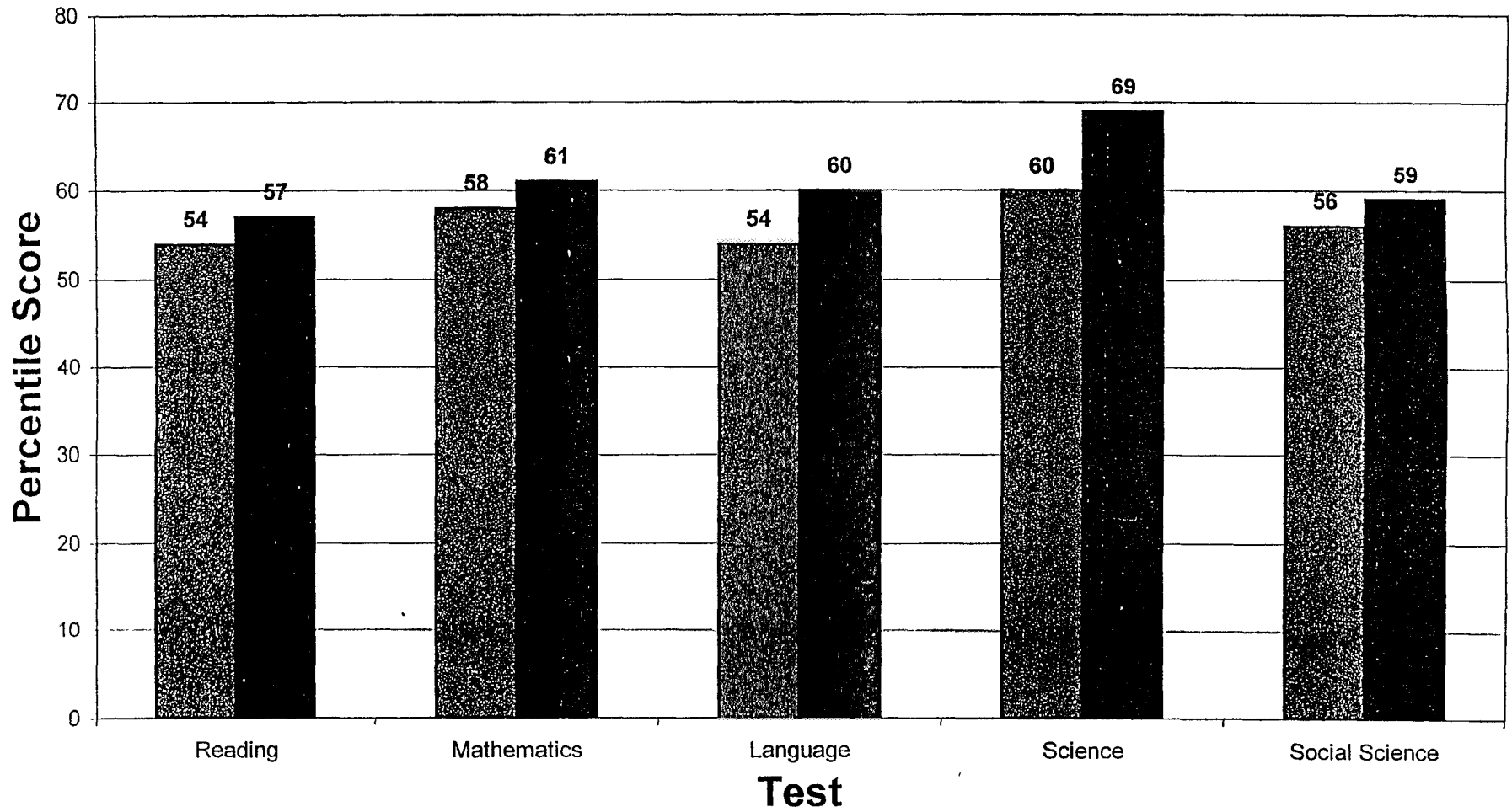
Nevada Union SAT 9 Grade 9

■ 98 ■ 99



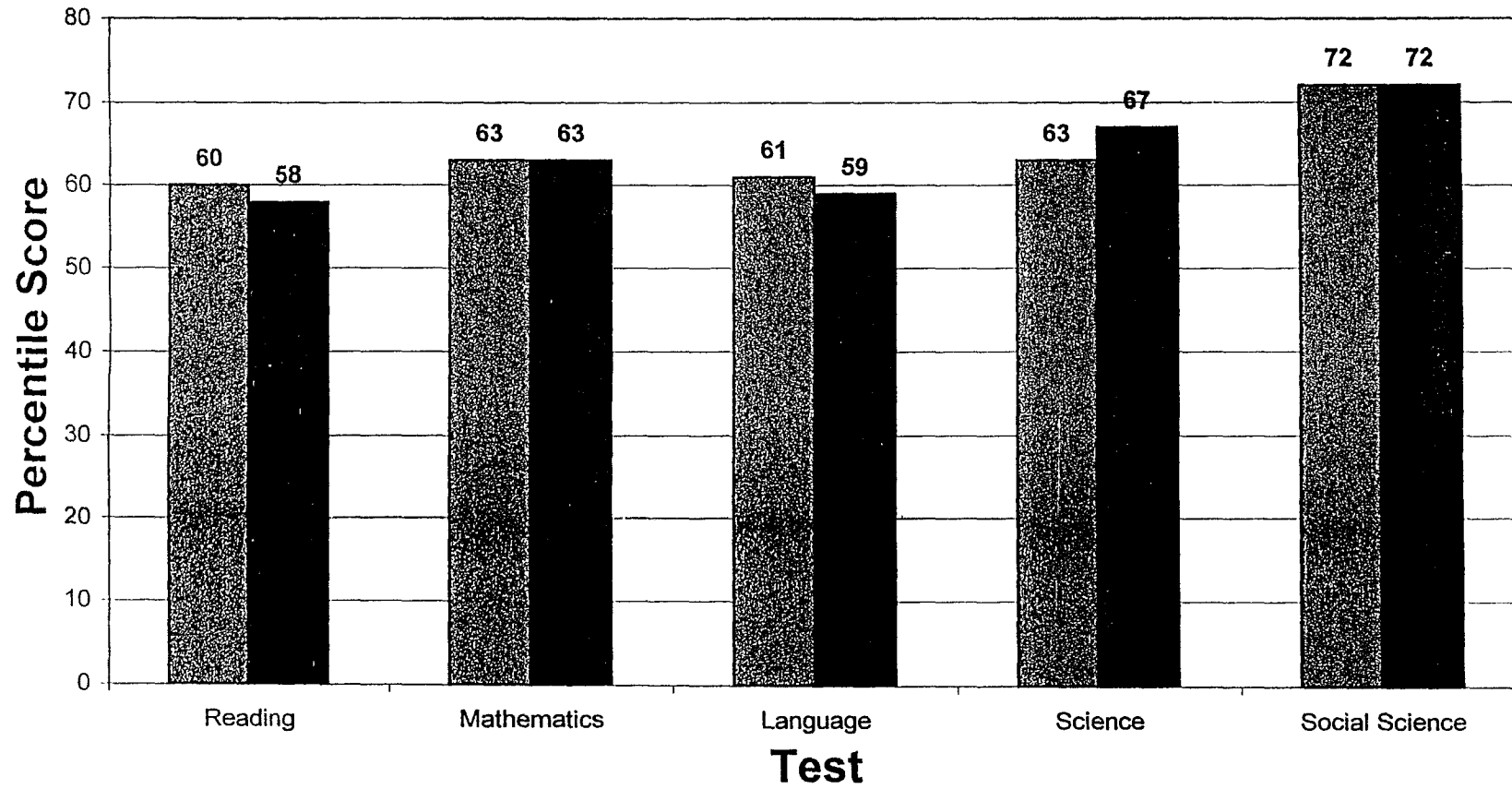
Nevada Union SAT 9 Grade 10

■ 98 ■ 99



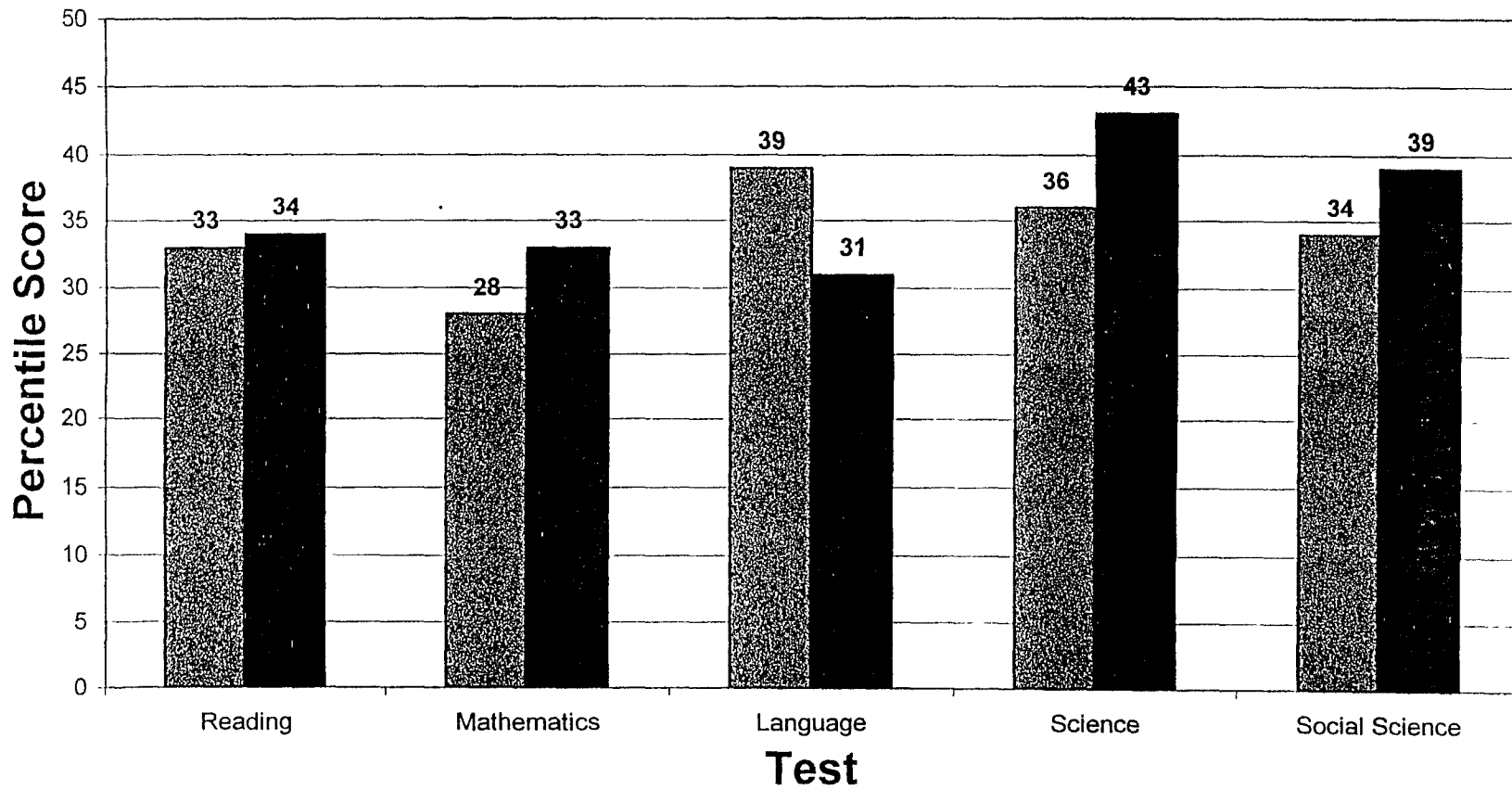
Nevada Union SAT 9 Grade 11

■ 98 ■ 99



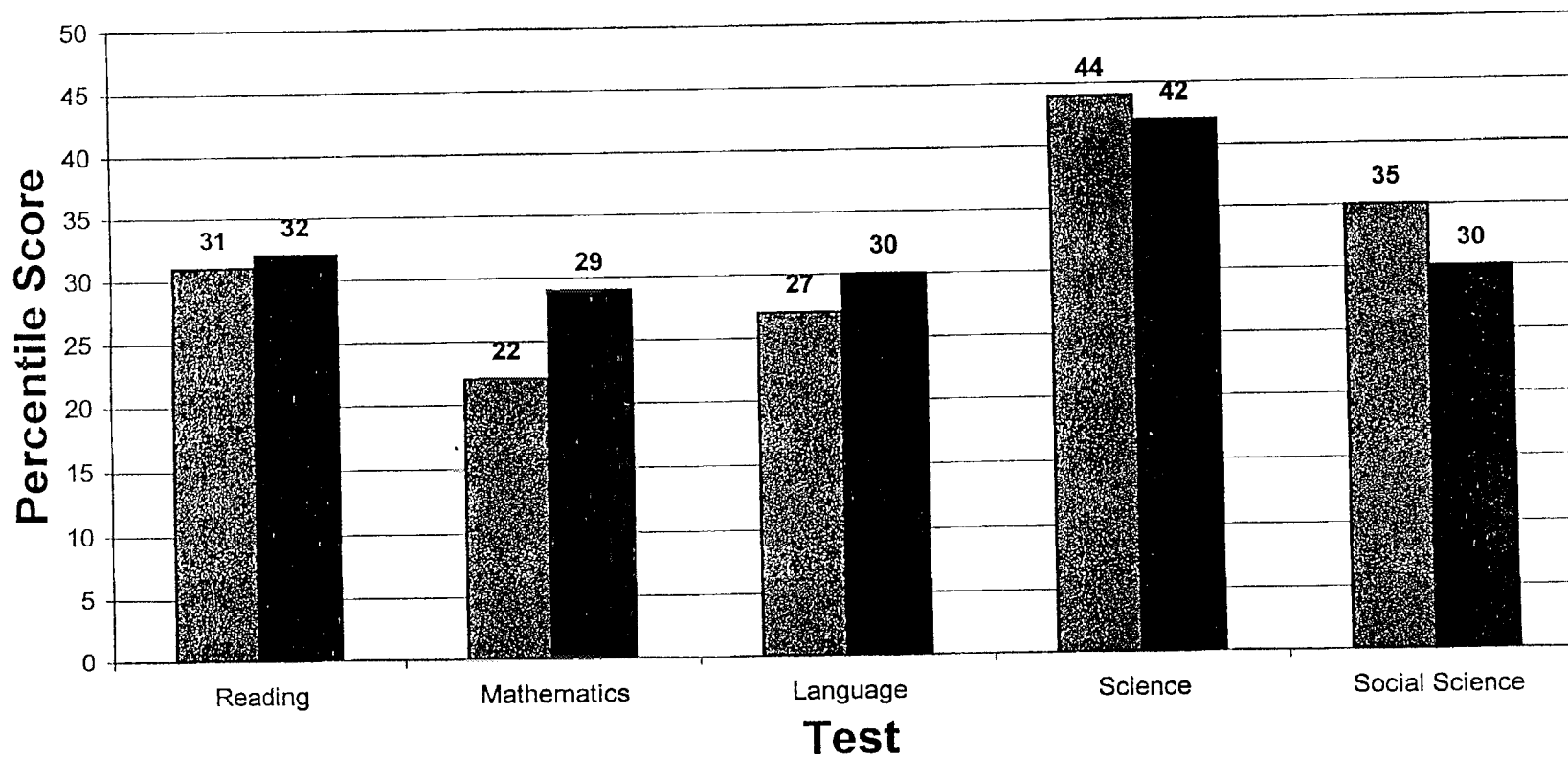
Sierra Mountain SAT 9 Grade 9

■ 98 ■ 99



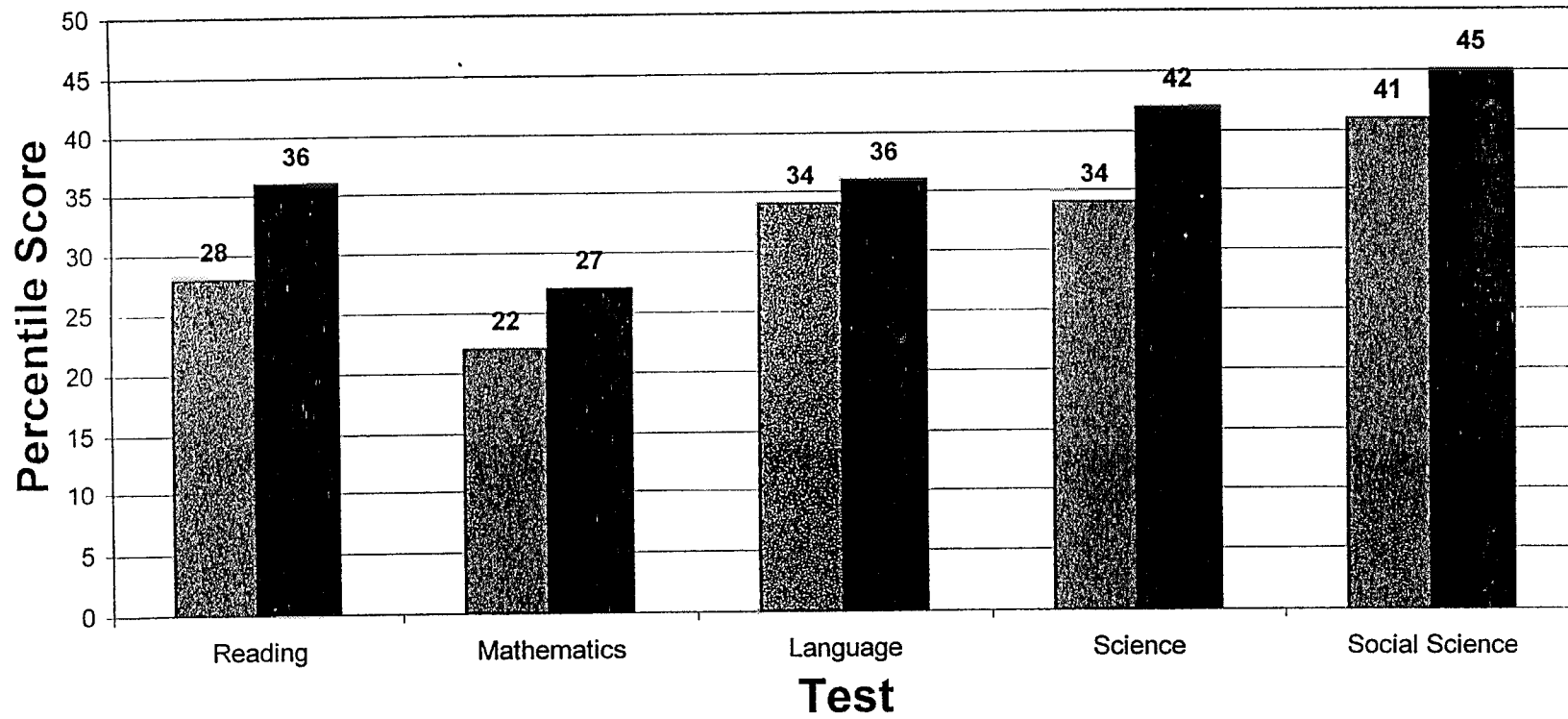
Sierra Mountain SAT 9 Grade 10

■ 98 ■ 99



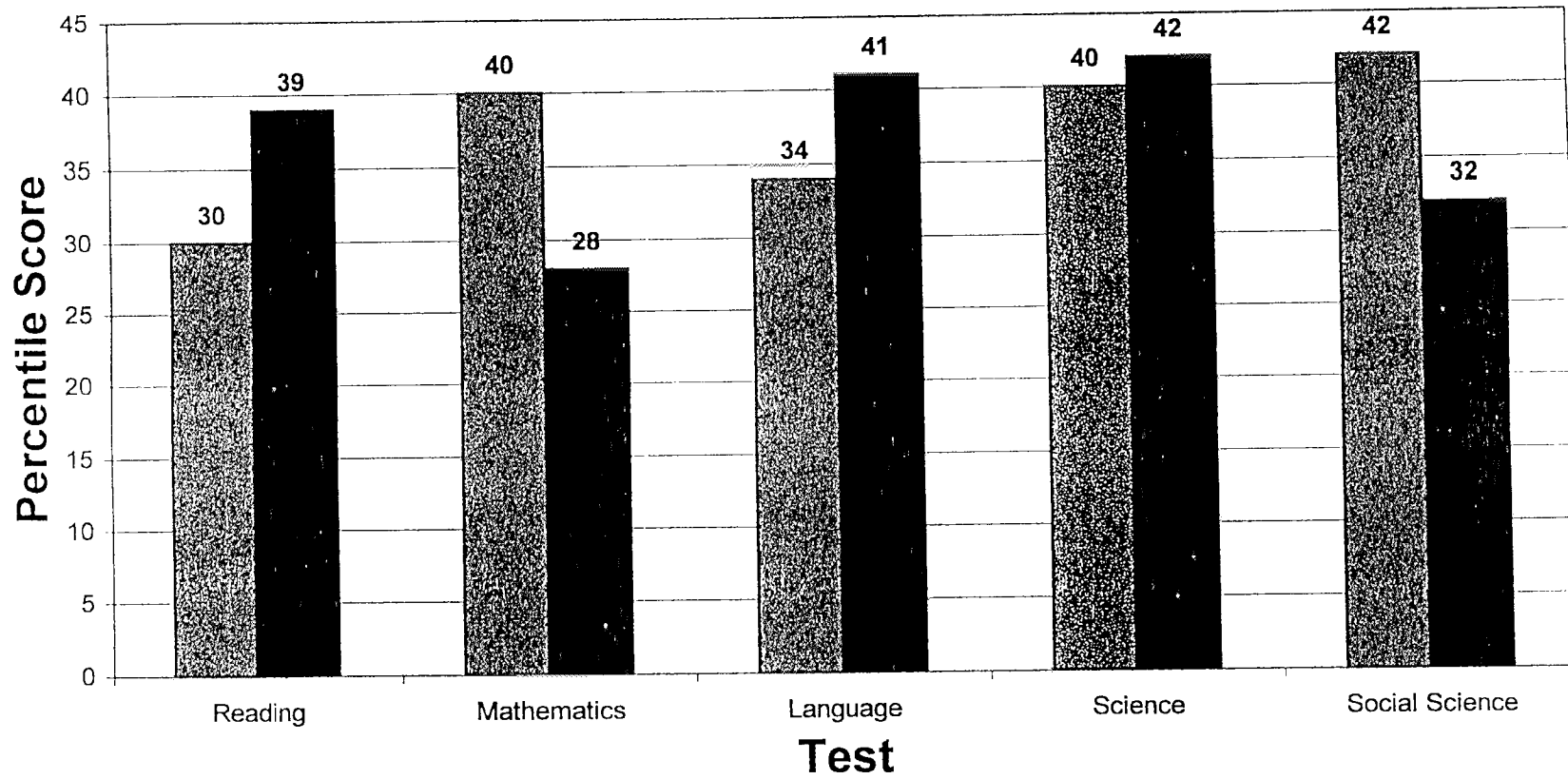
Sierra Mountain SAT 9 Grade 11

■ 98 ■ 99



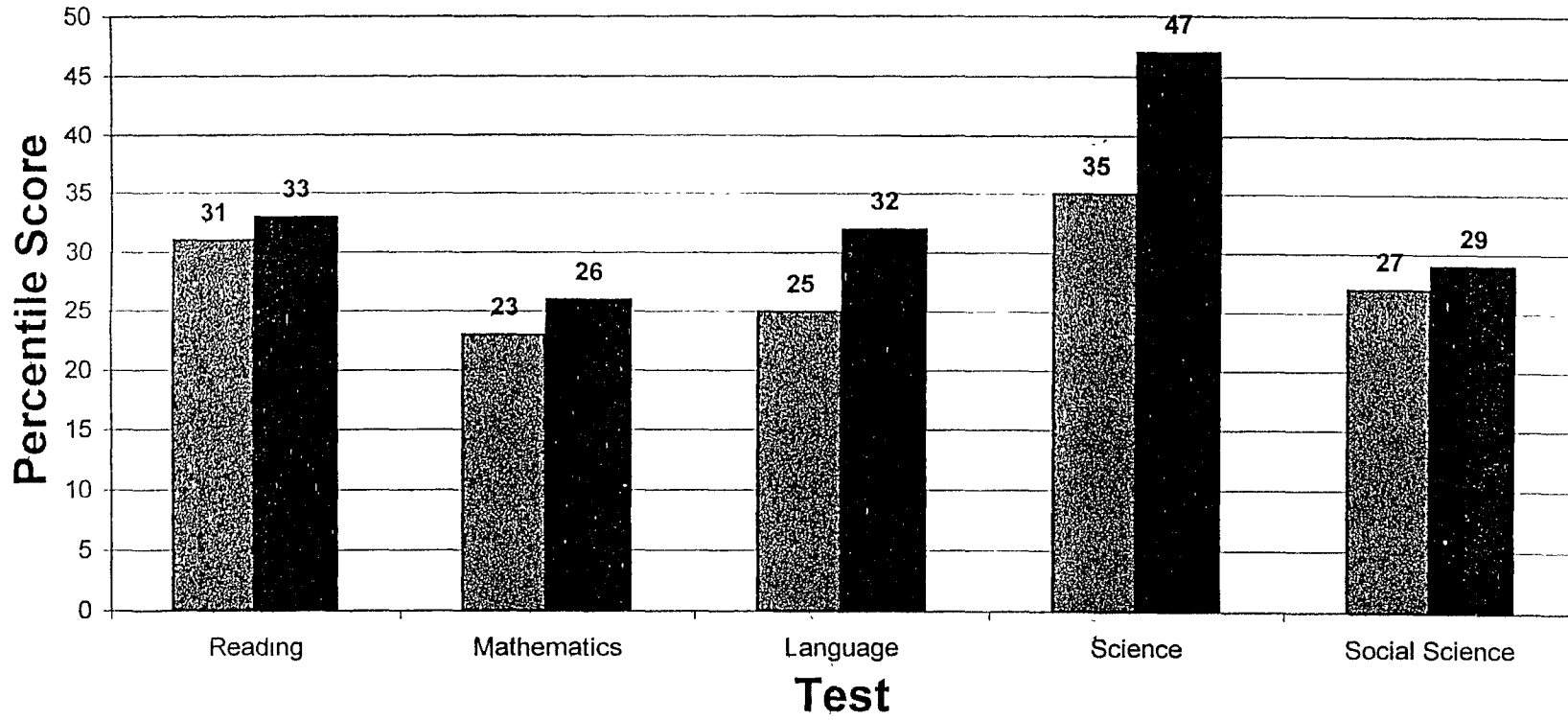
Silver Springs SAT 9 Grade 9

■ 98 ■ 99



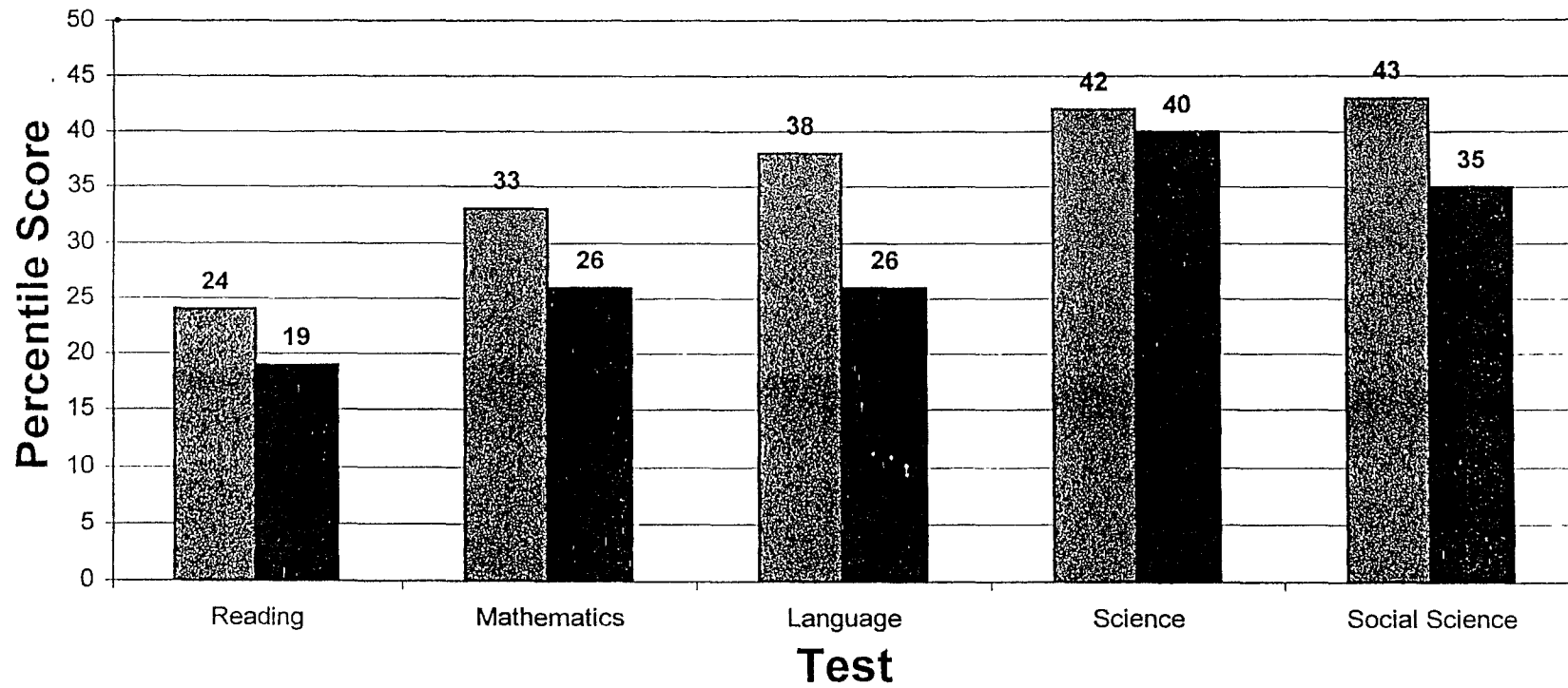
Silver Springs SAT 9 Grade 10

98 99



Silver Springs SAT 9 Grade 11

■ 98 ■ 99



Seniors Mastering** Math/Science

| School | Subjects | | | | | | | |
|------------------------|-----------|----------|-----------|----------|-------------|---------|-----------|---------|
| | Algebra 1 | Geometry | Algebra 2 | Pre-Calc | Calc/APCalc | Biology | Chemistry | Physics |
| Bear River | 64% | 76% | 23% | 19% | 3% | 47% | 46% | 50% |
| Nevada Union | 63% | 69% | 56% | 26% | 9% | 64% | 43% | 17% |
| NU Tech | 39% | 19% | 3% | 3% | 0 | 32% | 0 | 0 |
| Pioneer | 69% | 38% | 15% | 0 | 0 | 0 | 0 | 23% |
| Sierra Central | 39% | 11% | 0 | 0 | 0 | 11% | 0 | 11% |
| Sierra Mountain | 5% | 0 | 0 | 0 | 0 | 0 | 0 | 0 |
| Silver Springs | 17% | 17% | 0 | 0 | 0 | 17% | 0 | 0 |
| District Totals | 52% | 56% | 45% | 18% | 5% | 47% | 34% | 22% |

**“Mastering” = completing 10 units with a grade of “C” or better.

Post-Secondary Education/Training

| School | Year | # of Grads | % Attending 4-Year College | % Attending 2-Year College | % Attending Trade School | % Entering Military/Work | Other |
|--------------|-------|------------|----------------------------|----------------------------|--------------------------|--------------------------|-------|
| Bear River | 98/99 | 250 | 38% | 46% | 4% | NA | 10% |
| | 97/98 | 210 | 42% | 50% | NA | 8% | |
| Nevada Union | 98/99 | 558 | 39% | 49% | 2% | 3% | 4% |
| | 97/98 | 473 | 49% | 45% | NA | NA | NA |

Average SAT Scores

| School | Year | | | | | | | | | | | |
|--------------|----------|--------|------|----------|--------|------|----------|--------|------|----------|--------|------|
| | 97/98 | | | 96/97 | | | 95/96 | | | 94/95 | | |
| | # Tested | Verbal | Math | # Tested | Verbal | Math | # Tested | Verbal | Math | # Tested | Verbal | Math |
| Bear River | 123 | 517 | 515 | 104 | 530 | 518 | 103 | 517 | 515 | 86 | 443 | 502 |
| Nevada Union | 232 | 543 | 551 | 260 | 534 | 536 | 203 | 531 | 538 | 219 | 460 | 502 |
| District | 355 | 533 | 539 | 364 | 533 | 531 | 306 | 527 | 531 | 305 | 532 | 526 |
| National | | 505 | 508 | | 505 | 511 | | 505 | 508 | | 428 | 482 |

State 1007

Average ACT Scores

| School | Year | | | | | | | |
|--------------|----------|-------------------------|----------|-------------------------|----------|-------------------------|----------|-------------------------|
| | 97/98 | | 96/97 | | 95/96 | | 94/95 | |
| | # Tested | Average Composite Score | # Tested | Average Composite Score | # Tested | Average Composite Score | # Tested | Average Composite Score |
| Bear River | 74 | 22.8 | 52 | 22.2 | 71 | 22.3 | 72 | 21.1 |
| Nevada Union | 131 | 23.4 | 124 | 23.1 | 139 | 22.8 | 198 | 22.7 |
| District | 205 | 23.1 | 176 | 23.2 | 210 | 22.6 | 270 | 22.5 |
| National | | 21.0 | | 21.0 | | 20.9 | | 20.8 |

| Dropout Rates | | | | |
|--|--------------|--------------|--------------|--------------|
| | Year | | | |
| School | 97/98 | 96/97 | 95/96 | 94/95 |
| Bear River | 1 | 4 | 2 | 0 |
| Nevada Union | 34 | 18 | 35 | 26 |
| NU Tech | 3 | 3 | 10 | 18 |
| Pioneer | 0 | 5 | 0 | 1 |
| Sierra Central | 18 | 11 | 15 | 14 |
| Sierra Mountain | 66 | 62 | 48 | 34 |
| Silver Springs | 45 | 28 | 26 | 26 |
| District Totals | 186 | 157 | 152 | 119 |
| Annual Dropout Rates in Percents | | | | |
| District | 4.0 | 3.4 | 3.5 | 3.3 |
| State | 3.3 | 3.3 | 3.9 | 4.4 |
| Four Year Dropout Rates in Percents | | | | |
| District | 15.3 | 13.3 | 13.4 | NA |
| State | 11.7 | 13.0 | 15.3 | NA |

Actual Attendance Rates

| School | Year | |
|-----------------|--------|--------|
| | 98/99 | 97/98 |
| Bear River | 95.91% | 95.63% |
| Nevada Union | 94.33% | 94.19% |
| NU Tech | 88% | 83.0% |
| Pioneer | 68.2% | 51.9% |
| Sierra Central | 78.8% | 65.2% |
| Sierra Mountain | 82.9% | 81.5% |
| Silver Springs | 75.5% | 74.9% |

| Graduating Seniors Completing UC/CSU Required a-f Courses | | | | |
|--|-------------|----------------------------------|--|---|
| School | Year | Total Number of Graduates | Total Number of Graduates Completing Requirements | Percent of Graduates Completing Requirements |
| Bear River | 98/99 | 250 | 180 | 72% |
| | 97/98 | 210 | 181 | 86% |
| | 96/97 | 210 | 123 | 59% |
| Nevada Union | 98/99 | 558 | 249 | 45% |
| | 97/98 | 473 | 276 | 58% |
| | 96/97 | 507 | 248 | 49% |
| District | 98/99 | 1055 | 303 | 29% * |
| | 97/98 | 869 | 457 | 53% |
| | 96/97 | 856 | 371 | 43% |

* Silver Springs, Sierra Mountain, All Tech
 Earl Jamison, Pioneer not on A-F
 courses significant drop in numbers

Nevada Joint Union High School District

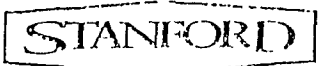
| Year | Enrollment Grade 9 | Ninth Grade Students Mastering Algebra 1 | | Ninth Grade Students Mastering Geometry | | Ninth Grade Students Mastering Algebra 2 | | Ninth Grade Students Achieving At or Above Grade Level | |
|-------|------------------------|--|---------|---|---------|--|---------|--|---------|
| | | Number | Percent | Number | Percent | Number | Percent | Number | Percent |
| 97/98 | 1146 | 405 | 35% | 137 | 12% | 40 | 3% | 177 | 15% |
| 98/99 | 1128 | 391 | 35% | 150 | 13% | 7 | .6% | 58 | 18% |
| | Enrollment Grade 10 | Tenth Grade Students Mastering Geometry | | Tenth Grade Students Mastering Algebra 2 | | Tenth Grade Students Mastering Trig/Pre-Calc. | | Tenth Grade Students Achieving At or Above Grade Level | |
| | | Number | Percent | Number | Percent | Number | Percent | Number | Percent |
| 97/98 | 1007 | 388 | 39% | 113 | 11% | 8 | .8% | 121 | 12% |
| 98/99 | 1039 | 360 | 35% | 88 | 8% | 8 | .8% | 96 | 9% |
| | Enrollment Grade 11 | Eleventh Grade Students Mastering Algebra 2 | | Eleventh Grade Students Mastering Trig/Pre-Calc. | | Eleventh Grade Students Mastering A.P. Calculus | | Eleventh Grade Students Achieving At or Above Grade Level | |
| | | Number | Percent | Number | Percent | Number | Percent | Number | Percent |
| 97/98 | 1120 | 369 | 33% | 167 | 15% | 53 | 5% | 220 | 20% |
| 98/99 | 1054 | 347 | 33% | 186 | 18% | 59 | 6% | 245 | 23% |

Nevada Union

| Year | Enrollment Grade 9 | Ninth Grade Students Mastering Algebra I | | Ninth Grade Students Mastering Geometry | | Ninth Grade Students Mastering Algebra 2 | | Ninth Grade Students Achieving At or Above Grade Level | |
|-------|------------------------|--|---------|---|---------|--|---------|--|---------|
| | | Number | Percent | Number | Percent | Number | Percent | Number | Percent |
| 97/98 | 727 | 242 | 33% | 96 | 13% | 9 | 1% | 105 | 14% |
| 98/99 | 720 | 225 | 31% | 91 | 13% | 7 | 1% | 98 | 14% |
| | Enrollment Grade 10 | Tenth Grade Students Mastering Geometry | | Tenth Grade Students Mastering Algebra 2 | | Tenth Grade Students Mastering Trig/Pre-Calc. | | Tenth Grade Students Achieving At or Above Grade Level | |
| | | Number | Percent | Number | Percent | Number | Percent | Number | Percent |
| 97/98 | 636 | 233 | 37% | 77 | 12% | 7 | 1% | 84 | 13% |
| 98/99 | 678 | 222 | 33% | 54 | 8% | 8 | 1% | 62 | 9% |
| | Enrollment Grade 11 | Eleventh Grade Students Mastering Algebra 2 | | Eleventh Grade Students Mastering Trig/Pre-Calc. | | Eleventh Grade Students Mastering Calc./Adv. Topics | | Eleventh Grade Students Achieving At or Above Grade Level | |
| | | Number | Percent | Number | Percent | Number | Percent | Number | Percent |
| 97/98 | 769 | 256 | 33% | 113 | 15% | 44 | 6% | 157 | 21% |
| 98/99 | 734 | 224 | 31% | 145 | 20% | 50 | 7% | 195 | 27% |

Bear River

| Year | Enrollment Grade 9 | Ninth Grade Students Mastering Algebra I | | Ninth Grade Students Mastering Geometry | | Ninth Grade Students Mastering Algebra 2 | | Ninth Grade Students Achieving At or Above Grade Level | |
|-------|------------------------|--|---------|---|---------|--|---------|--|---------|
| | | Number | Percent | Number | Percent | Number | Percent | Number | Percent |
| 97/98 | 295 | 154 | 52% | 40 | 14% | 0 | 0% | 40 | 14% |
| 98/99 | 319 | 160 | 50% | 58 | 18% | 0 | 0% | 58 | 18% |
| | Enrollment Grade 10 | Tenth Grade Students Mastering Geometry | | Tenth Grade Students Mastering Algebra 2 | | Tenth Grade Students Mastering Trig/Pre-Calc. | | Tenth Grade Students Achieving At or Above Grade Level | |
| | | Number | Percent | Number | Percent | Number | Percent | Number | Percent |
| 97/98 | 269 | 146 | 54% | 36 | 13% | 1 | .4% | 37 | 13% |
| 98/99 | 278 | 132 | 47% | 34 | 12% | 0 | 0% | 34 | 12% |
| | Enrollment Grade 11 | Eleventh Grade Students Mastering Algebra 2 | | Eleventh Grade Students Mastering Trig/Pre-Calc. | | Eleventh Grade Students Mastering A.P. Calculus | | Eleventh Grade Students Achieving At or Above Grade Level | |
| | | Number | Percent | Number | Percent | Number | Percent | Number | Percent |
| 97/98 | 256 | 113 | 44% | 54 | 21% | 9 | 4% | 63 | 25% |
| 98/99 | 280 | 123 | 44% | 41 | 15% | 9 | 3% | 50 | 18% |



TEST OF ACADEMIC SKILLS, FOURTH EDITION

**MASTER LIST SUMMARY
FOR
JAMIESON (EARLE) HS**

School Code: 2930063

DISTRICT: NEVADA JOINT UNION H - 2966357
TEST TYPE: MULTIPLE CHOICE

GRADE: 10
TEST DATE: 03/99

| TOTAL NUMBER TESTED = 16 | READING | | | MATHEMATICS | | | LANGUAGE | | | | | ENVIRONMENT, SCIENCE, SOCIAL SCIENCE | | | Using Information | Thinkg Skills | BATTERY TOTALS | |
|--------------------------|---------------|---------------|--------------|-------------|--|--|-----------|------------|-------------|-----------|--------------|--------------------------------------|----------------|-----------|-------------------|---------------|----------------|--|
| | Total Reading | Reading Vocab | Reading Comp | Math | | | Language | Mechan-ics | Expres-sion | Spelling | Study Skills | Science | Social Science | | | | | |
| Number Possible | 84 | 30 | 54 | 48 | | | 48 | 24 | 24 | 30 | 30 | | 40 | 40 | | 75 | 205 | |
| Number Tested | 16 | 16 | 16 | 15 | | | 15 | 15 | 15 | 16 | 16 | | 15 | 15 | | 15 | 15 | |
| Mean Raw Score | 45.3 | 19.0 | 26.3 | 13.5 | | | 21.6 | 9.3 | 12.3 | 12.4 | 14.9 | | 16.7 | 16.1 | | 32.5 | 91.3 | |
| Mean Scaled Score | 677.1 | 704.1 | 661.6 | 663.4 | | | 649.5 | 644.8 | 654.8 | 662.7 | 640.8 | | 670.7 | 651.7 | | 653.3 | 645.4 | |
| National PR-S | 21-3 | 39-4 | 16-3 | 16-3 | | | 19-3 | 16-3 | 26-4 | 15-3 | 15-3 | | 35-4 | 35-4 | | 18-3 | 16-3 | |
| Mean National NCE | 32.7 | 44.0 | 29.1 | 29.2 | | | 31.3 | 29.3 | 36.5 | 28.6 | 28.1 | | 41.9 | 42.1 | | 30.9 | 29.3 | |
| At/Above 50th N/PR | | | | | | | | | | | | | | | | | | |
| Number | 3 | 7 | 3 | 2 | | | 3 | 3 | 5 | 1 | 2 | | 4 | 5 | | 2 | 3 | |
| Percent | 19 | 44 | 19 | 13 | | | 20 | 20 | 33 | 6 | 13 | | 27 | 33 | | 13 | 20 | |

ADVANCED PLACEMENT TEST RESULTS

"T" = number tested, "P" = % scoring 3 or higher

| Test | U.S. History | | Biology | | Chemistry | | Eng. Lit/Comp | | Government | | Calculus | | Physics | | Computer Science | | Spanish | |
|--------|--------------|-----------|----------|----|-----------|-----------|---------------|-----------|------------|-----------|-------------------------|-----------|-----------|----|------------------|-----------|---------|-----------|
| School | BR | NU | BR | NU | BR | NU | BR | NU | BR | NU | BR | NU | BR | NU | BR | NU | BR | NU |
| Year | T | P | T | P | T | P | T | P | T | P | T | P | T | P | T | P | T | P |
| 1998 | 29 41% | 44 86% | 5 40% | 0 | 17 82% | 10 90% | 20 65% | 44 75% | 2 0% | 28 71% | 5 ⁷⁶ 100% | 0 | 0 | 0 | 0 | 0 | 0 | 6 66% |
| 1997 | 32 50% | 55 65% | 0 | 0 | 13 53% | 18 50% | 11 90% | 31 87% | 19 15% | 53 53 | 12 ⁹⁸ 83% | 0 | 11 54% | 0 | 0 | 2 50% | 0 | 6 100% |
| 1996 | 18 61% | 35 54% | 7 57% | 0 | 0 | 11 54% | 0 | 18 83% | 11 45% | 0 | 7 ⁴³ 100% | 1 100% | 0 | 0 | 0 | 1 100% | 0 | 0 |
| 1995 | 19 31% | 18 55% | 0 | 0 | 13 38% | 15 20% | 0 | 20 95% | 9 33% | 0 | 10 ⁵⁹ 60% | 0 | 8 87% | 0 | 0 | 0 | 0 | 0 |

Seniors Passing At Least One A.P. Exam

| School | Year | | | |
|---------------------|--------|---------|--------|---------|
| | 97/98 | | 98/99 | |
| | Number | Percent | Number | Percent |
| Bear River | 18 | 7% | 15+ | |
| Nevada Union | 39 | 7% | 42+ | |
| District | 57 | 7% | 57+ | |

(scores available about July 15)